

FACT SHEET

Investment Objective:

Current income and inflation protection

Inception Date: 06/30/1993

Minimum Account Size: \$100,000

Investment Strategy: The Balanced Plus portfolio is designed to provide an elevated stream of current income with the opportunity for growth of income over time by including high yield investments for a portion of an account's allocation. It will typically be allocated to a blend of stocks and American Depository Receipts (ADRs) that pay dividends, and Exchange Traded Funds (ETFs) that invest in bonds. It may also use ETFs to gain exposure to other types of investments or asset classes. It is actively managed in an attempt to respond to changing conditions, and depending on market conditions, it may hold a significant allocation to cash equivalents.

Benchmark: A custom benchmark consisting of a 50%/50% allocation to the S&P 500 Total Return Index and Dow Jones Corporate Bond Index, rebalanced daily, is shown as a benchmark because it combines a familiar U.S. equity market index with a U.S. Bond Index, and the Balanced Plus investment strategy generally includes a material exposure to both U.S. equities and fixed income ETF investments. However, the benchmark is not, nor is it likely to become, representative of past or expected managed account holdings or performance. The historical performance results of the benchmark do not include the deduction of transaction and custodial charges, or the deduction of an investment management fee, which would likely alter indicated historical performance results. The S&P 500 Total Return Index includes a representative sample of large-cap U.S. companies in leading industries. The Dow Jones Corporate Bond Index includes 96 bonds issued by leading U.S. companies designed to represent the market performance, on a total-return basis, of investment-grade bonds. Both indices are unmanaged and may not be invested in directly.

Risk Characteristics: *Beta* is a measure of volatility relative to a given index. A beta above 1 is more volatile than the index, while a beta below 1 is less volatile. *Alpha* is a measure of risk-adjusted performance. A positive Alpha indicates performance better than expected given the Beta (volatility) of the investment.

Firm Definition: WBI is an independent, privately owned investment management firm that is registered as an investment adviser with the U.S. Securities and Exchange Commission (SEC) and provides discretionary investment management to individuals, pension and profit sharing plans, charitable organizations, corporations, and other entities.

A complete list, description, and GIPS compliant presentation is available for all composites on request.

WBI Investments™
34 Sycamore Ave, Suite 1-E
Little Silver, NJ 07739
(800) 772-5810
www.wbiinvestments.com

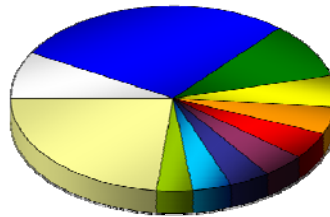
Past performance does not guarantee future results.

Performance Summary: Net of Fees in US Dollars

	Annualized						
	1 Month	3 Month	YTD	1 Year	3 Year	5 Year	10 Year
Balanced Plus	0.77%	4.91%	4.91%	3.48%	12.87%	4.80%	6.05%
50% S&P 500 TR / 50% DJ Corp. Bond	1.22%	7.53%	7.53%	10.75%	19.02%	6.37%	6.73%

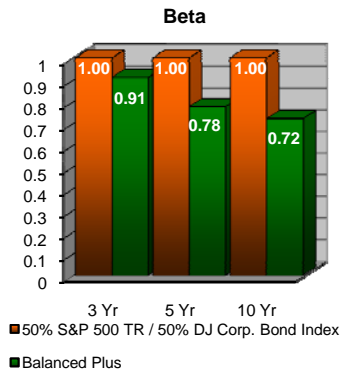
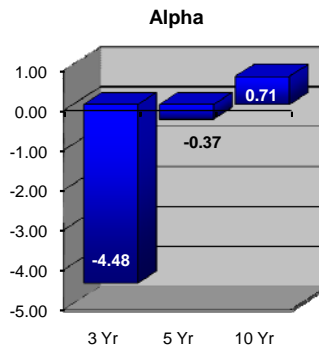
SUPPLEMENTAL INFORMATION

Portfolio Allocation: Top ten portfolio holdings. Due to rounding, percentage values may not add up to 100%



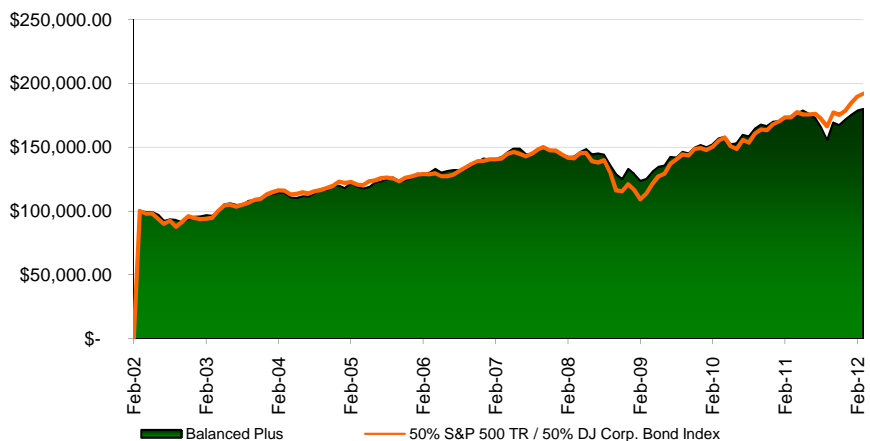
- Cash & Equivalents 8%
- High Yield Bonds 28%
- Corporate Bonds 10%
- Pharmaceuticals 6%
- Aerospace/Defense 5%
- Semiconductors 5%
- Services-Environmentl 4%
- Leisure Products 4%
- Financials 4%
- Electronic Mnfrg Svc 4%
- All Other Holdings 23%

Risk Statistics: Alpha and Beta versus 50% S&P 500 Total Return Index & 50% DJ Corp. Bond Index



ADDITIONAL INFORMATION

Cumulative Return: Growth of \$100,000 for the past 10 years Net of Fees in US Dollars



Cumulative Return	3 Year	5 Year	10 Year
Balanced Plus	43.80%	26.40%	79.95%
50% S&P 500 TR / 50% DJ Corp. Bond	68.62%	36.17%	91.78%

VALUE

DIVIDENDS

RISK-MANAGED

WBI Investments claims compliance with the Global Investment Performance Standards (GIPS®).